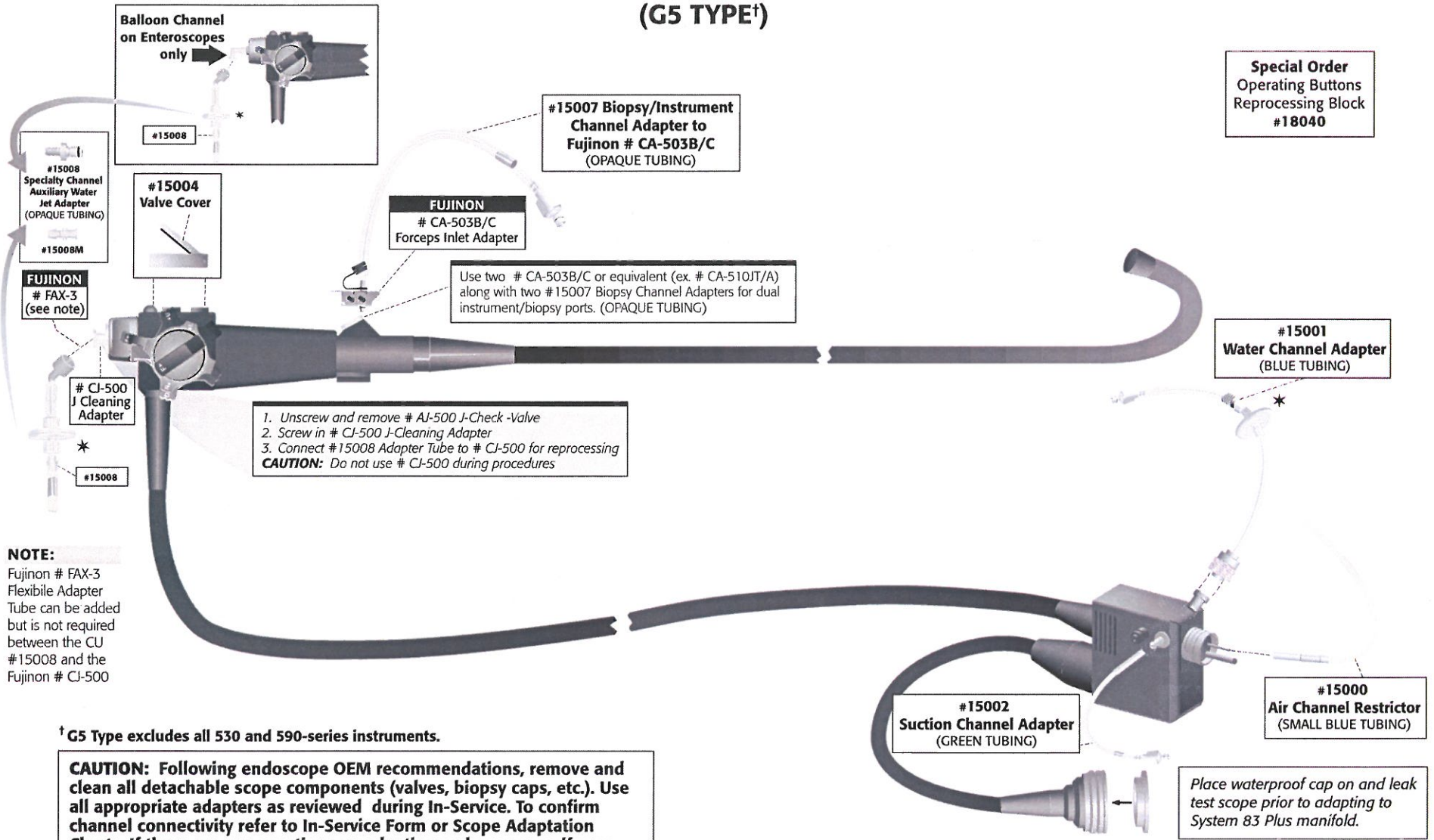


Adapting to FUJINON 450/250-Series GI Endoscopes (G5 TYPE†)



NOTE:
 Fujinon # FAX-3 Flexible Adapter Tube can be added but is not required between the CU #15008 and the Fujinon # CJ-500

† G5 Type excludes all 530 and 590-series instruments.

CAUTION: Following endoscope OEM recommendations, remove and clean all detachable scope components (valves, biopsy caps, etc.). Use all appropriate adapters as reviewed during In-Service. To confirm channel connectivity refer to In-Service Form or Scope Adaptation Charts. If there are any questions on adapting endoscopes or if new scope models become available, please contact Custom Ultrasonics.

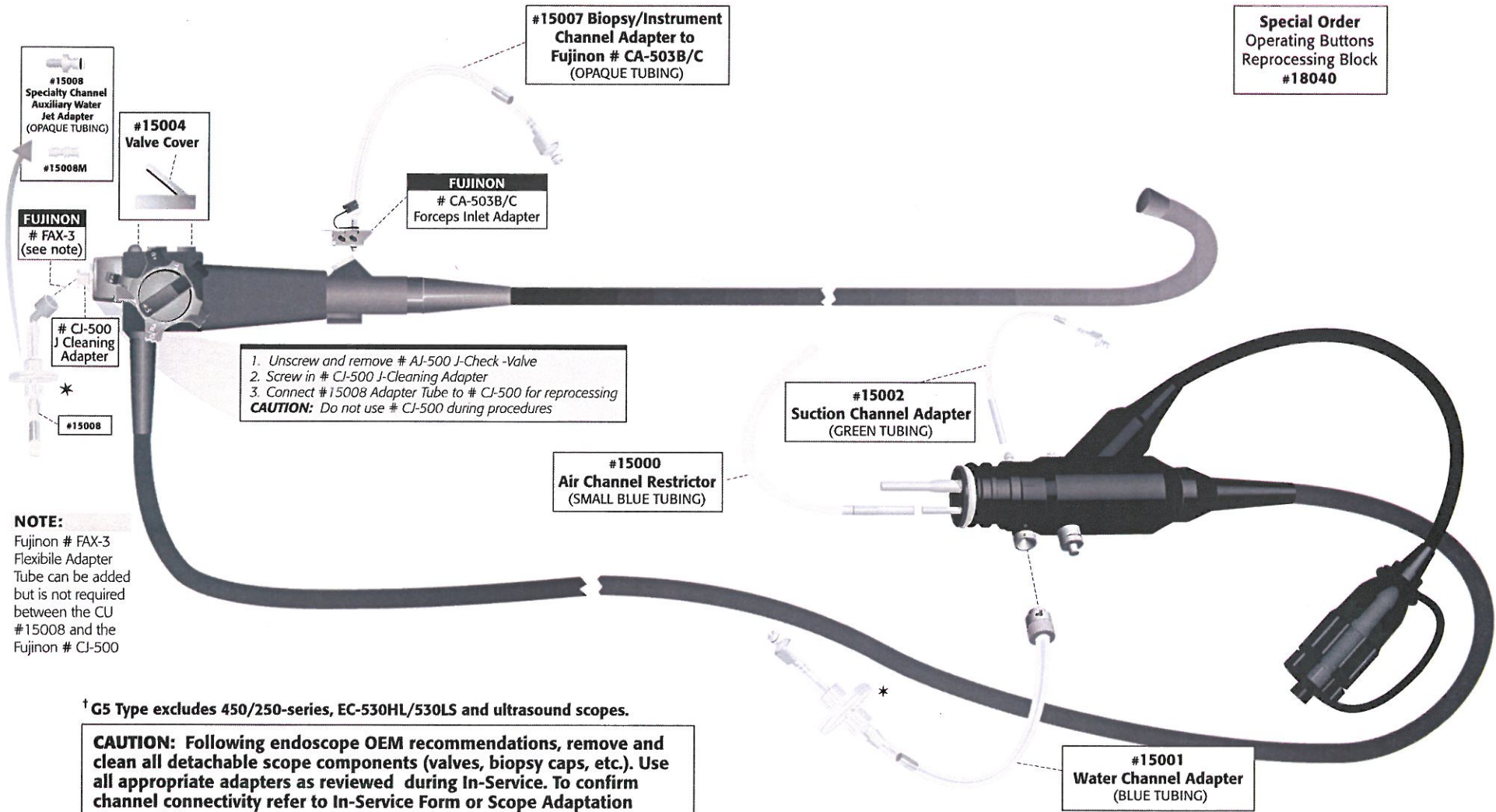
This Endoscope Connection Diagram is for reference purposes only – the illustration shown may not represent a specific instrument model.

* Part #16030 is a filter insert that must be replaced every 6 to 8 weeks.

NOTE: Prior to ordering adapters, confirm the specific connector at the end of each adapter that plugs directly into the System 83 Plus manifold.

Connect adapters #15008/15008M to the High Pressure (HP) manifold port.
 (For units without high pressure ports, please contact Custom Ultrasonics.)

Adapting to FUJINON 530-Series GI Endoscopes (G5 TYPE†)



Special Order
Operating Buttons
Reprocessing Block
#18040

1. Unscrew and remove # AJ-500 J-Check -Valve
 2. Screw in # CJ-500 J-Cleaning Adapter
 3. Connect #15008 Adapter Tube to # CJ-500 for reprocessing
- CAUTION:** Do not use # CJ-500 during procedures

NOTE:
Fujinon # FAX-3
Flexible Adapter
Tube can be added
but is not required
between the CU
#15008 and the
Fujinon # CJ-500

† G5 Type excludes 450/250-series, EC-530HL/530LS and ultrasound scopes.

CAUTION: Following endoscope OEM recommendations, remove and clean all detachable scope components (valves, biopsy caps, etc.). Use all appropriate adapters as reviewed during In-Service. To confirm channel connectivity refer to In-Service Form or Scope Adaptation Charts. If there are any questions on adapting endoscopes or if new scope models become available, please contact Custom Ultrasonics.

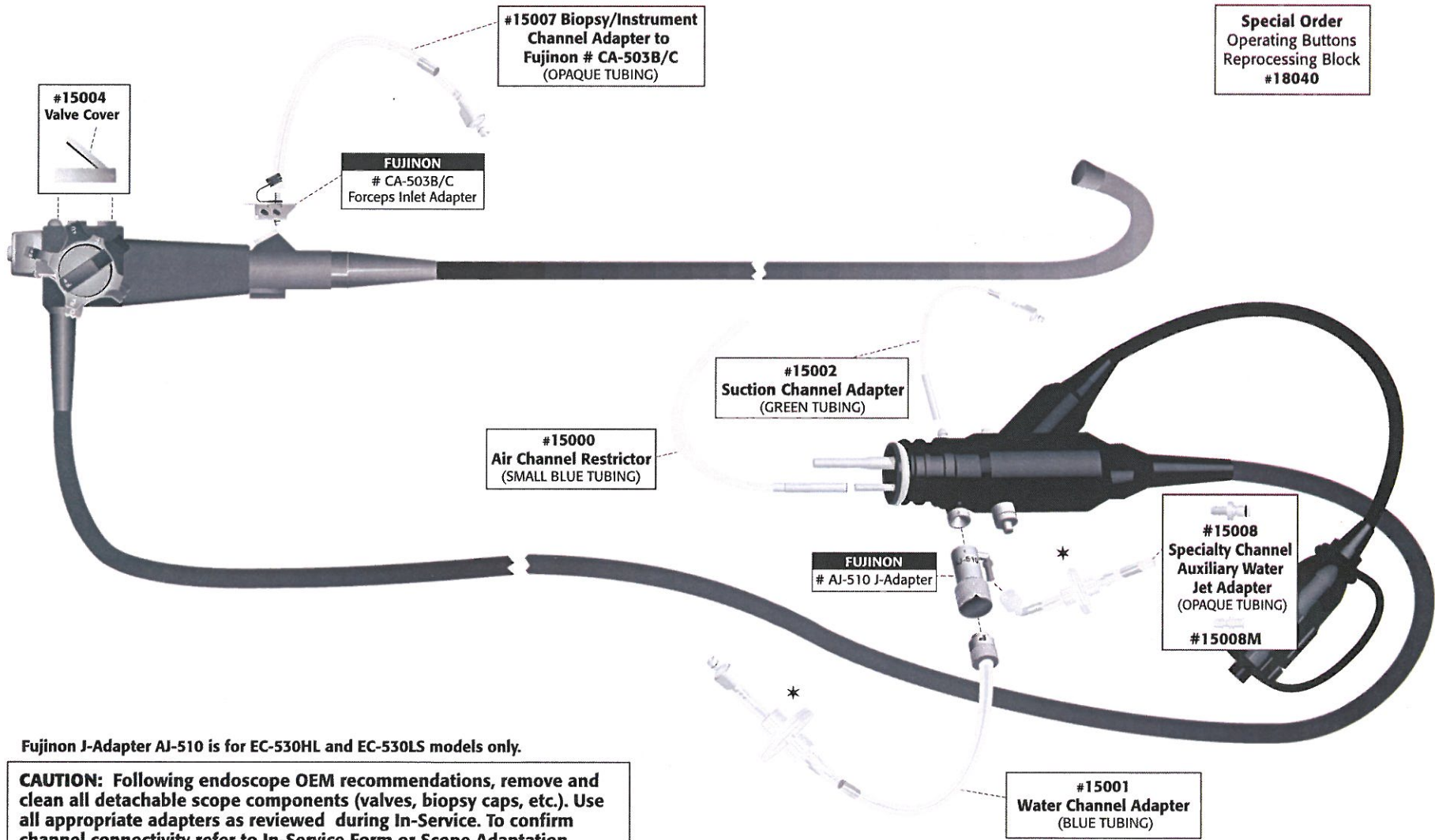
This Endoscope Connection Diagram is for reference purposes only – the illustration shown may not represent a specific instrument model.

* Part #16030 is a filter insert that must be replaced every 6 to 8 weeks.

NOTE: Prior to ordering adapters, confirm the specific connector at the end of each adapter that plugs directly into the System 83 Plus manifold.

Connect adapters #15008/15008M to the High Pressure (HP) manifold port.
(For units without high pressure ports, please contact Custom Ultrasonics.)

Adapting to FUJINON EC-530HL and EC-530LS Colonoscopes



Fujinon J-Adapter AJ-510 is for EC-530HL and EC-530LS models only.

CAUTION: Following endoscope OEM recommendations, remove and clean all detachable scope components (valves, biopsy caps, etc.). Use all appropriate adapters as reviewed during In-Service. To confirm channel connectivity refer to In-Service Form or Scope Adaptation Charts. If there are any questions on adapting endoscopes or if new scope models become available, please contact Custom Ultrasonics.

This Endoscope Connection Diagram is for reference purposes only – the illustration shown may not represent a specific instrument model.

* Part #16030 is a filter insert that must be replaced every 6 to 8 weeks.

NOTE: Prior to ordering adapters, confirm the specific connector at the end of each adapter that plugs directly into the System 83 Plus manifold.

Connect adapters #15008/15008M to the High Pressure (HP) manifold port.
(For units without high pressure ports, please contact Custom Ultrasonics.)